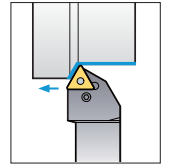
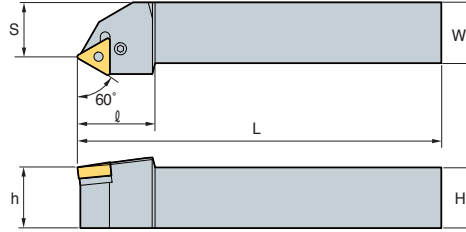


# B Lever Lock System

## PTTNR/L



TN□□



60°

• R type insert (mm)

Designation	H	W	L	S	h	ℓ	Insert	Lever	Screw	Shim	Shim Pin	Wrench	Shim Pin Punch						
PTTNR/L	1616-H16	16	16	100	13	16	TN□□1604□□												
	2020-K16	20	20	125	17	20								LV3	VHX0617	ST317	SP3	HW25L	LSPS3
	2525-M16	25	25	150	22	25								32	LV4	VHX0821	ST42	SP4	HW30L
PTTNR/L	2525-M22N	25	25	150	22	25	32	TN□□2204□□	LV4N	VHX0820N	ST42N	SP4N	HW30L	LSPS4					

Applicable inserts B53~B59

## PWLNR/L



WN□□

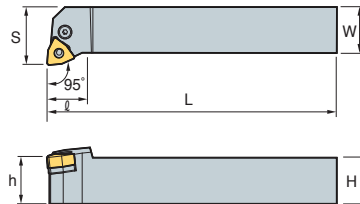


Fig.1

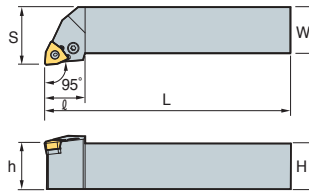
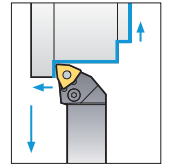


Fig.2



95°

• R type insert (mm)

Designation	H	W	L	S	h	ℓ	Insert	Lever	Screw	Shim	Shim Pin	Wrench	Shim Pin Punch	Fig.							
PWLNR/L	1616-H06	16	16	100	20	16	WN□□0604□□							1							
	2020-K06	20	20	125	25	20									LV3	VHX0617	SW317	SP3	HW25L	LSPS3	
	2525-M06	25	25	150	32	25									20	LV4	VHX0821	SW42	SP4	HW30L	LSPS4
	2020-K08	20	20	125	25	20									26	LV4	VHX0821	SW42	SP4	HW30L	LSPS4
PTTNR/L	2525-M08N	25	25	150	32	25	26	WN□□0804□□	LV4N	VHX0820N	SW42N	SP4N	HW30L	LSPS4	2						
PWLNR/L	1616-H06N	16	16	100	20	16	WN□□0604□□							1							
	2020-K06N	20	20	125	25	20									LV3N	VHX0617N	SW317N	SP3	HW25L	LSPS3	
	2525-M06N	25	25	150	32	25									20	LV4N	VHX0821N	SW42N	SP4N	HW30L	LSPS4
	2020-K08N	20	20	125	25	20									26	LV4N	VHX0821N	SW42N	SP4N	HW30L	LSPS4
	2525-N08N	25	25	150	32	25									26	LV4N	VHX0820N	SW42N	SP4N	HW30L	LSPS4

Applicable inserts B62~B65

