




Dimensions (mm)			
Size	d	t	d ₁
06	6.35	2.38	2.8
09	9.525	3.97	4.4

Rhombic 80° Positive
Relief Angle: 7°

Workpiece	Material		Machining types																			
	Symbol	Color	●	●	●	●	●	●	●	●	●	●	●	●	●	●	●	●	●	●	●	●
Steel	P	Blue	●	●	●	●	●	●	●	●	●	●	●	●	●	●	●	●	●	●	●	●
Stainless steel	M	Orange																				
Cast iron	K	Red	●	●	●	●	●	●	●	●	●	●	●	●	●	●	●	●	●	●	●	●
Non-ferrous metal	N	Green																				
Heat resistant alloy, Titanium alloy	S	Orange																				
Hardened steel	H	Grey																				

Inserts	Designation	Cermet		Coated		Coated										Uncoated		Cutting Condition											
		CN1500	CN2000	CN2500	CC1500	CC2500	NC3215	NC3120	NC3225	NC3030	NC5330	NC6310	NC6315	NC9115	NC9125	NC9135	PC5300	PC5400	PC8105	PC8110	PC8115	PC9030	H01	H05	f _n (mm/rev)	a _p (mm)			
Finishing 	CCGT	0602003R-KF																								0.01~0.06	0.04~1.30		
		060201R-KF																									0.02~0.08	0.05~1.50	
		060202R-KF																									0.03~0.11	0.06~1.70	
		09T3003R-KF																									0.02~0.08	0.05~1.50	
		09T301R-KF																									0.03~0.11	0.06~1.70	
		09T302R-KF																									0.04~0.15	0.08~2.00	
		0602003L-KF																									0.01~0.06	0.04~1.30	
		060201L-KF																										0.02~0.08	0.05~1.50
		060202L-KF																										0.03~0.11	0.06~1.70
		09T3003L-KF																										0.02~0.08	0.05~1.50
		09T301L-KF																										0.03~0.11	0.06~1.70
	09T302L-KF																										0.04~0.15	0.08~2.00	
Finishing 	CCGT	060201-VP1															●	●	●	●	●	●				0.05~0.06	0.06~1.00		
		060202-VP1															●	●	●	●	●	●	●				0.03~0.10	0.08~1.50	
		060204-VP1															●	●	●	●	●	●	●				0.05~0.12	0.10~1.50	
		09T301-VP1															●	●	●	●	●	●	●				0.03~0.13	0.06~1.00	
		09T302-VP1															●	●	●	●	●	●	●				0.04~0.15	0.08~1.50	
	09T304-VP1															●	●	●	●	●	●	●				0.06~0.20	0.10~1.50		
Finishing  [High precision]	CCGT	060201MFN-VP1															●										0.03~0.06	0.06~1.00	
		060202MFN-VP1															●											0.03~0.10	0.08~1.50
		060204MFN-VP1															●											0.05~0.12	0.10~1.50
		09T301MFN-VP1															●											0.03~0.13	0.06~1.00
		09T302MFN-VP1															●											0.04~0.15	0.08~1.50
		09T304MFN-VP1															●											0.06~0.20	0.10~1.50

↻ Cutting edge geometry **A52~A61**
 ↻ Recommended chip breaker **B04~B11**
 ↻ Code system **B26~B27**
 ● : Stock item

Available tool holders			
Designation	Page	Designation	Page
SCACR/L	B113, 178	SCLCR/L	B113, 178, 204, 214

