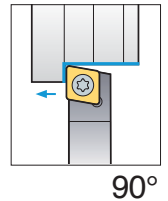
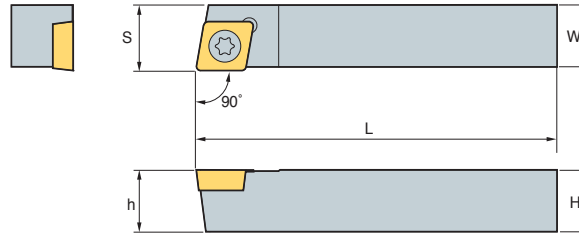


B Screw on System

SCACR/L



CC□□



90°

• R type insert (mm)

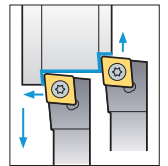
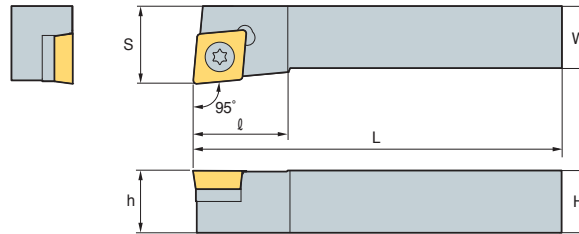
Designation	H	W	L	S	h	Insert	Screw	Shim	Shim Screw	Wrench
SCACR/L 1010-E06	10	10	70	10.5	10	CC□□0602□□	FTKA02565	-	-	TW07P
1212-F09	12	12	80	12.5	12	CC□□09T3□□	FTKA03508	-	-	TW15P

➔ Applicable inserts B66~B69, B91

SCLCR/L



CC□□



95°

• R type insert (mm)

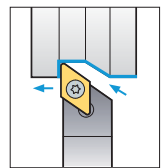
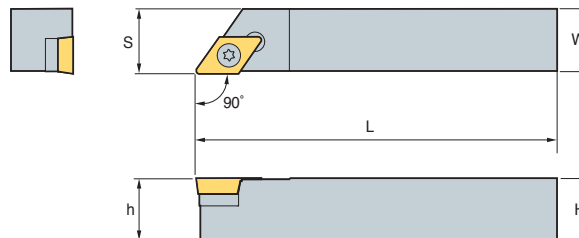
Designation	H	W	L	S	h	ℓ	Insert	Screw	Shim	Shim Screw	Wrench					
SCLCR/L 0808-D06	08	08	60	10	08	10	CC□□0602□□	FTKA02565	-	-	TW07P					
1010-E06	10	10	70	16	10	10										
1212-F09	12	12	80	20	12	16										
1616-H09	16	16	100	20	16	16	CC□□09T3□□	CDH7N	-	-	TW15P					
2020-K09	20	20	125	25	20	16	CC□□1204□□	FTGA0411F	SC42S	SHXN0610F	TW15P					
2020-K12	20	20	125	25	20	25										
2525-M09	25	25	150	32	25	26						CC□□09T3□□	FTGA03508	-	-	TW15P
2525-M12	25	25	150	32	25	26						CC□□1204□□	FTGA0411F	SC42S	SHXN0610F	HW40L

➔ Applicable inserts B66~B69, B91

SDACR/L



DC□□



90°

• R type insert (mm)

Designation	H	W	L	S	h	Insert	Screw	Shim	Shim Screw	Wrench
SDACR/L 1010-E07	10	10	70	10.5	10	DC□□0702□□	FTKA02565	-	-	TW07P
1212-F11	12	12	80	12.5	12	DC□□11T3□□	FTKA03508	-	-	TW15P
1616-H11	16	16	100	16.5	16		FTGA03512	SD32S	SHXN0509F	TW15P, HW35L

➔ Applicable inserts B71~B73, B92

