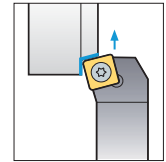
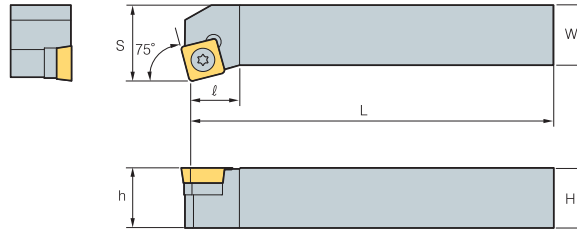


SSKCR/L



SC□□



75°

• R type insert (mm)

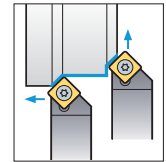
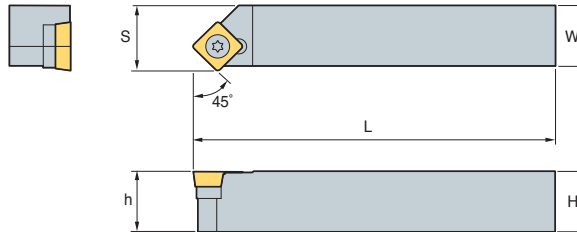
Designation	H	W	L	S	h	ℓ	Insert	Screw	Shim	Shim Screw	Wrench
SSKCR/L 1616-H09	16	16	100	20	16	13	SC□□09T3□□	FTGA03512	SS32S	SHXN0509F	TW15P, HW35L

➔ Applicable inserts B74~B75, B94

SSSCR/L



SC□□



45°

• R type insert (mm)

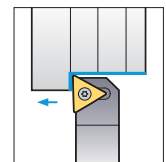
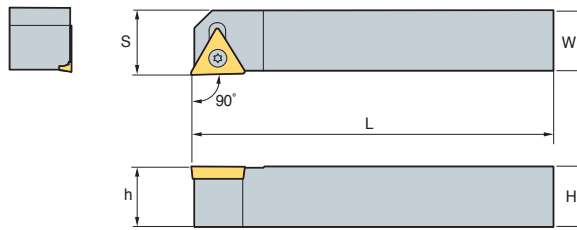
Designation	H	W	L	S	h	Insert	Screw	Shim	Shim Screw	Wrench
SSSCR/L 1616-H09	16	16	100	17	16	SC□□09T3□□	FTGA03512	SS32S	SHXN0509F	TW15P, HW35L
2020-K12	20	20	125	21	20	SC□□1204□□	FTGA0411F	SS42S	SHXN0610F	TW15P, HW40L
2525-M12	25	25	150	26	25	SC□□1204□□	FTGA0411F	SS42S	SHXN0610F	TW15P, HW40L

➔ Applicable inserts B74~B75, B94

STACR/L



TC□□



90°

• R type insert (mm)

Designation	H	W	L	S	h	Insert	Screw	Shim	Shim Screw	Wrench
STACR/L 1010-E09	10	10	70	10.5	10	TC□□0902□□	FTKA02206	-	-	TW06P
1212-F11	12	12	80	12.5	12	TC□□1102□□	FTKA02565	-	-	TW07P

➔ Applicable inserts B79~B80, B95