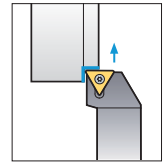
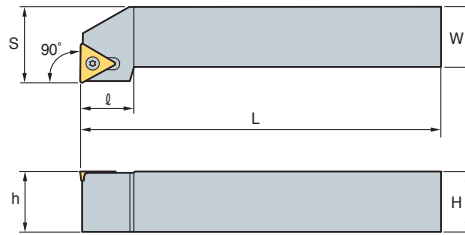


STFCR/L



TC□□



90°

• R type insert (mm)

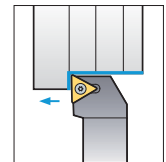
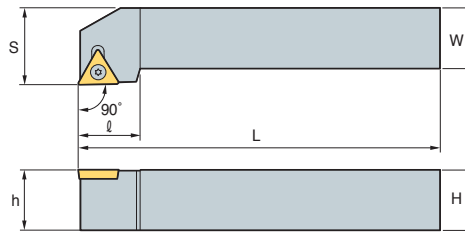
Designation	H	W	L	S	h	ℓ	Insert	Screw	Shim	Shim Screw	Wrench
STFCR/L 1010-E09	10	10	70	12	10	10	TC□□0902□□	FTKA02206	-	-	TW06P
	12	12	80	16	12	14					
1616-H11	16	16	100	20	16	14	TC□□1102□□	FTKA02565	-	-	TW07P
1616-H16	16	16	100	20	16	19	TC□□16T3□□	FTGA03512	ST32S	SHXN0509F	TW15P, HW35L
2020-K16	20	20	125	25	20	19					
2525-M16	25	25	150	32	25	25.2	TC□□16T3□□	FTGA03512	ST32S	SHXN0509F	TW15P, HW35L

➔ Applicable inserts B79~B80, B95

STGCR/L



TC□□



90°

• R type insert (mm)

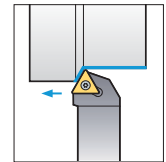
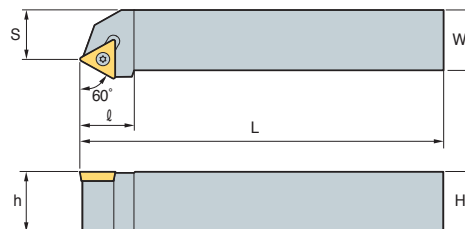
Designation	H	W	L	S	h	ℓ	Insert	Screw	Shim	Shim Screw	Wrench
STGCR/L 0808-D09	08	08	60	10	08	11	TC□□0902□□	FTKA02206	-	-	TW06P
	10	10	70	12	10	11					
1212-F11	12	12	80	16	12	14	TC□□1102□□	FTKA02565	-	-	TW07P
1616-H11	16	16	100	20	16	16	TC□□16T3□□	FTGA03512	ST32S	SHXN0509F	TW15P, HW35L
1616-H16	16	16	100	20	16	21					
2020-K16	20	20	125	25	20	21	TC□□16T3□□	FTGA03512	ST32S	SHXN0509F	TW15P, HW35L
2525-M16	25	25	150	32	25	21	TC□□16T3□□	FTGA03512	ST32S	SHXN0509F	TW15P, HW35L

➔ Applicable inserts B79~B80, B95

STTCR/L



TC□□



60°

• R type insert (mm)

Designation	H	W	L	S	h	ℓ	Insert	Screw	Shim	Shim Screw	Wrench
STTCR/L 1616-H11	16	16	100	13	16	14	TC□□1102□□	FTKA02565	-	-	TW07P
	16	16	100	13	16	19					
2020-K16	20	20	125	17	20	19	TC□□16T3□□	FTGA03512	ST32S	SHXN0509F	TW15P, HW35L

➔ Applicable inserts B79~B80, B95

