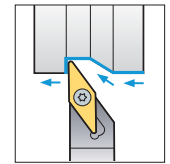
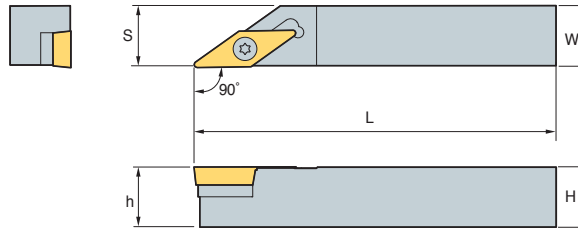


# SVABR/L



VB□□



90°

• R type insert (mm)

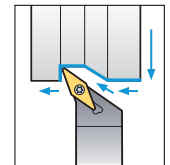
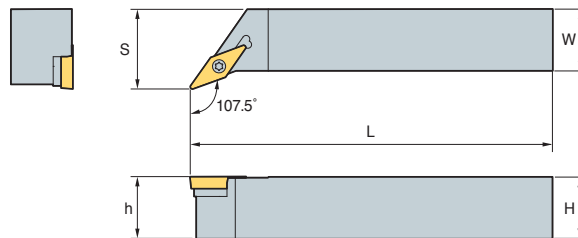
Designation	H	W	L	S	h	Insert	Screw	Shim	Shim Screw	Wrench
SVABR/L 1616-H16	16	16	100	16.5	16	VB□□1604□□	FTGA03512	SV32S	SHXN0509F	TW15P, HW35L
2020-K16	20	20	125	20.5	20					

➔ Applicable inserts B84~B85, B96

# SVHBR/L



VB□□



107.5°

• R type insert (mm)

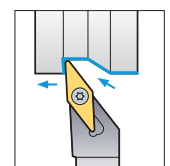
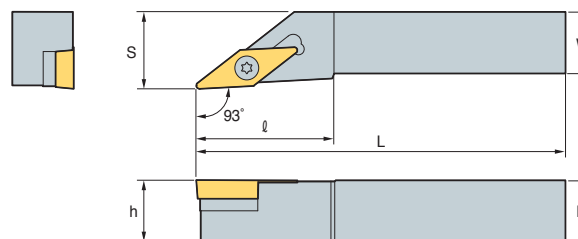
Designation	H	W	L	S	h	Insert	Screw	Shim	Shim Screw	Wrench
SVHBR/L 2525-M16	25	25	150	32	25	VB□□1604□□	FTGA03512	SV32S	SHXN0509F	TW15P, HW35L
3225-P16	32	25	170	32	32					

➔ Applicable inserts B84~B85, B96

# SVJBR/L



VB□□



93°

• R type insert (mm)

Designation	H	W	L	S	h	ℓ	Insert	Screw	Shim	Shim Screw	Wrench
SVJBR/L 1212-F11	12	12	80	16	12	27	VB□□1102□□	FTKA02565	-	-	TW07P
1616-H11	16	16	100	20	16	27	VB□□1604□□	FTGA03512	SV32S	SHXN0509F	TW15P, HW35L
2020-K11	20	20	125	25	20	27					
1616-H16	16	16	100	20	16	36					
2020-K16	20	20	125	25	20	41	VB□□1604□□	FTGA03512	SV32S	SHXN0509F	TW15P, HW35L
2525-M16	25	25	150	32	25	41					
3225-P16	32	25	170	32	32	55					
3232-P16	32	32	170	40	33	55	VB□□1604□□	FTGA03512	SV32S	SHXN0509F	TW15P, HW35L

➔ Applicable inserts B84~B85, B96