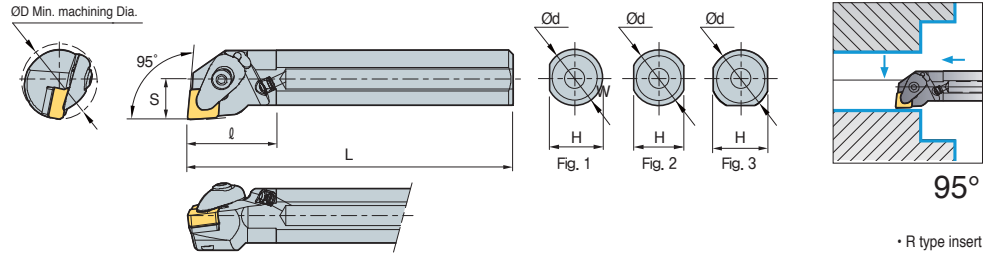


## DCLNR/L



CN□□



• R type insert (mm)

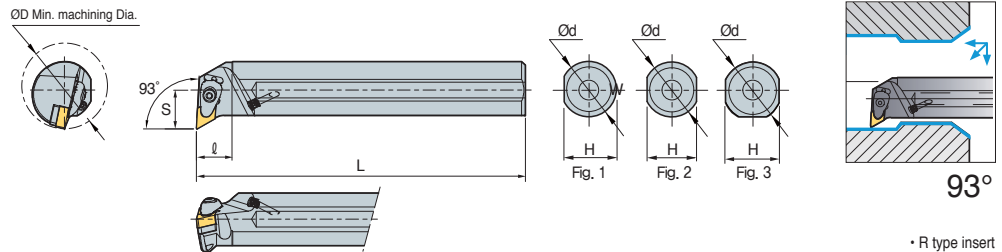
Designation	ØD	Ød	H	L	S	ℓ	Insert	Clamp	Clamp Screw	Shim	Shim Screw	Spring	Nozzle	Wrench	Fig.
A25R-DCLNR/L-09	32	25	24	200	17	40	CN□□0903□□	CVH3	CHX0415	SC32V	FTKA0307	SPR0510	CN0605	HW25P	1
A25R-DCLNR/L-12	32	25	24	200	17	40	CN□□1204□□	CVH4	CHX0518	SC42V	FTKA0410	SPR0714	CN0605	HW30P	1
A32S-DCLNR/L-12	40	32	30	250	22	50									3
A40T-DCLNR/L-12	50	40	38	300	27	60									
A50U-DCLNR/L-16	63	50	48	350	35	70	CN□□1606□□	CVH5	CHX0622	SC54V	FTNA0511	SPR0811	CN0605	HW40L	3

↻ Applicable inserts B28~B35

## DDUNR/L



DN□□



• R type insert (mm)

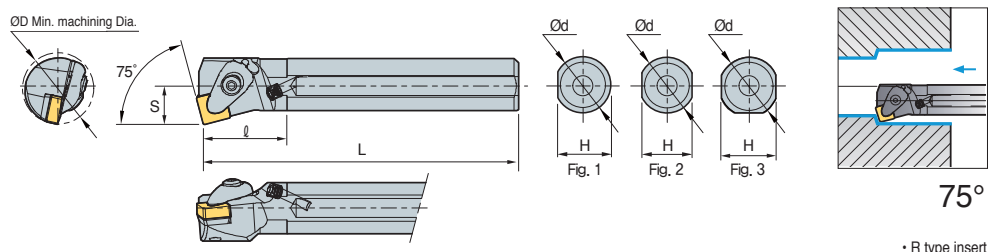
Designation	ØD	Ød	H	L	S	ℓ	Insert	Clamp	Clamp Screw	Shim	Shim Screw	Spring	Nozzle	Wrench	Fig.
A40T-DDUNR/L-15	50	40	38	300	27	60	DN□□1506□□	CVH4	CHX0518	SD43V	FTKA0410	SPR0714	CN0605	HW30P	3
A50U-DDUNR/L-15	63	50	47	350	35	70									
A40T-DDUNR/L-15 -3	50	40	38	300	27	60	DN□□1504□□	CVH4	CHX0518	SD44V	FTKA0410	SPR0714	CN0605	HW30P	3
A50U-DDUNR/L-15 -3	63	50	47	350	35	70									

↻ Applicable inserts B36~B42

## DSKNR/L



SN□□



• R type insert (mm)

Designation	ØD	Ød	H	L	S	ℓ	Insert	Clamp	Clamp Screw	Shim	Shim Screw	Spring	Nozzle	Wrench	Fig.
A25R-DSKNR/L-09	32	25	24	200	17	40	SN□□0903□□	CVH3	CHX0415	SS32V	FTKA0307	SPR0510	CN0605	HW25P	1
A25R-DSKNR/L-12	32	25	24	200	17	40	SN□□1204□□	CVH4	CHX0518	SS42V	FTKA0410	SPR0714	CN0605	HW30P	1
A32S-DSKNR/L-12	40	32	30	250	22	50									3
A40T-DSKNR/L-12	50	40	38	300	27	60									

↻ Applicable inserts B44~B52

