
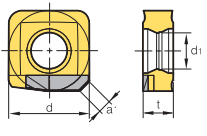

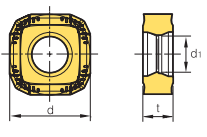

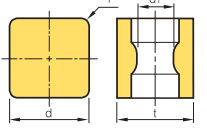

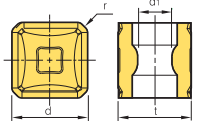

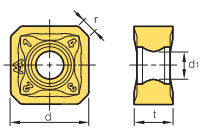

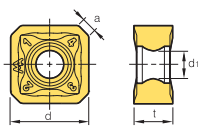

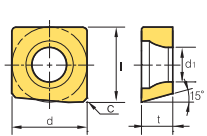

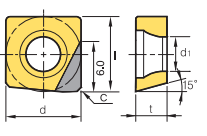

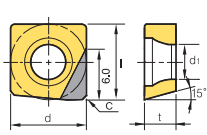


E Milling Inserts

Workpiece	Machining types										
	P	M	K	N	S	H	●	⦿	⦿	⦿	⦿
Steel	●	●	●	●	●	●	●	●	●	●	●
Stainless steel	●	●	●	●	●	●	●	●	●	●	●
Cast iron	●	●	●	●	●	●	●	●	●	●	●
Non-ferrous metal	●	●	●	●	●	●	●	●	●	●	●
Heat resistant alloy, Titanium alloy	●	●	●	●	●	●	●	●	●	●	●
Hardened steel	●	●	●	●	●	●	●	●	●	●	●

Inserts	Designation	Cermets		Coated										PCD		Dimensions (mm)						Geometries	Available tools			
		CN2000	CN30	NC5330	NCM535	NCM545	PC2505	PC2010	PC3600	PC3700	PC6510	PC9530	PC9540	PC5300	PC5400	H01	DP150	DP200	l	d	t			r	d _i	a
SNEU-TBW 	1204-TBW																	-	12.7	4.76	-	5.7	(2.1)		E397	
SNEU-WMF 	1204R-WMF																	-	12.7	4.76	-	5.7	-		E397	
SNEX 	101010																	-	10	10	1.0	4.6	-			
	1010ZNN																	-	10	10	(1.0)	4.6	-			
SNEX-CU1 	101010-CU1																	-	10	10	1.0	4.6	-			
	1010ZNN-CU1																	-	10	10	(1.0)	4.6	-			
	121212-CU1																	-	12.7	12.7	1.2	5.6	-			
	1212ZNN-CU1																	-	12.7	12.7	(1.2)	5.6	-			
SNEX-MA 	1206ANN-MA																	-	12.7	6.35	-	4.5	2.36		E115~	
	1206ENN-MA																	-	12.7	6.35	-	5.2	1.82		E124	
	1206QNN-MA																	-	12.7	6.35	-	5.2	1.39			
	120612-MA																	-	12.7	6.35	1.2	5.2	-			
SNEX-ML 	1206ANN-ML																	-	12.7	6.35	-	4.5	2.36		E115~	
	1206ENN-ML																	-	12.7	6.35	-	4.5	1.82		E124	
	1206QNN-ML																	-	12.7	6.35	-	4.5	1.39			
	120612-ML																	-	12.7	6.35	1.2	4.5	-			
	1507ANN-ML																	-	15.875	7.94	-	5.6	3.16			
	1507ENN-ML																	-	15.875	7.94	-	5.6	2.66			
SNEW 	09T3ADFR																	9.525	9.525	3.97	-	4.4	-		E139 E140	
SNEW-NAF 	09T3ADTR-NAF																	●	9.525	9.525	3.97	-	4.4	-		E139
	09T3ADTR-NAW NAW: Wiper insert																	●	9.525	9.525	3.97	-	4.4	-		E140
SNEW-XAF 	09T3ADTR-XAF																	●	9.525	9.525	3.97	-	4.4	-		E139
	09T3ADTR-XAW XAW: Wiper insert																	●	9.525	9.525	3.97	-	4.4	-		E140

● : Stock item

